



Protect windows from virus attacks

Presented by

Naveed Farooq

Admin Nidokidos Network

www.Nidokidos.org

[Get Nidokidos Hosting Package](#) | [Join Nidokidos Group](#) | [Email Me](#) | [Facebook](#)

Who is the target



- People who use Microsoft Windows today are attacked more than users of any other operating system. Microsoft Windows makes it easy to hack a system, and they also make it easy for attackers to compromise a Windows-based machine over a network while they shroud what they are doing when remotely connected to a computer.



what viruses are?

- The first thing that you need to do is understand what viruses actually are. It will be extremely difficult for you to detect a virus on your personal computer, if you do not know what they are in the 1st place. Do some research to ensure that you have your facts in place. You should be able to distinguish between virus, spyware, malware and adware.

Keep your **Window** updated

- Keep your windows updated. This is another important thing that you must do to keep viruses away. Many of us steer clear of the normal updates from windows. However, these updates are significant as they contain security updates, that help your pc fight against viruses.




Control Panel Home
Classic View




System and Maintenance
Get started with Windows
Back up your computer



Security
Check for updates
Check this computer's security status
Allow a program through Windows Firewall



Network and Internet
View network status and tasks
Set up file sharing



Hardware and Sound
Play CDs or other media automatically
Printer
Mouse




Programs
Uninstall a program
Change startup programs




Mobile PC
Change battery settings
Adjust commonly used mobility settings



User Accounts and Family Safety
Set up parental controls for any user
Add or remove user accounts



Appearance and Personalization
Change desktop background
Change the color scheme
Adjust screen resolution



Clock, Language, and Region
Change keyboards or other input methods



Ease of Access
Let Windows suggest settings
Optimize visual display




Additional Options

Recent Tasks
Uninstall a program

E-Mail from unknown source

- Never Open Email Attachments Without Scanning Them First. Do not open files or attachment from an unknown source. All the mails are safe and many of them are dangerous. For example, you may receive some undelivered email reply with the attachment that pretends like your undelivered email. In most cases this kind of attachments are virus.



Clicking suspicious links

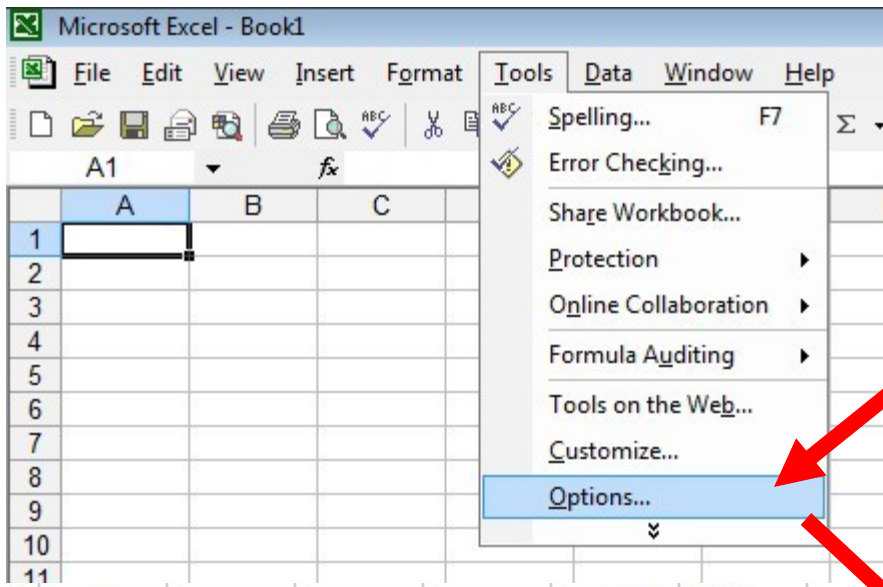
- Never click on any suspicious links. Today, many viruses and spywares are repacked and make them look like something that you want. Once you click on the links or advertisement trying to get this, you have put your PC on the risks.



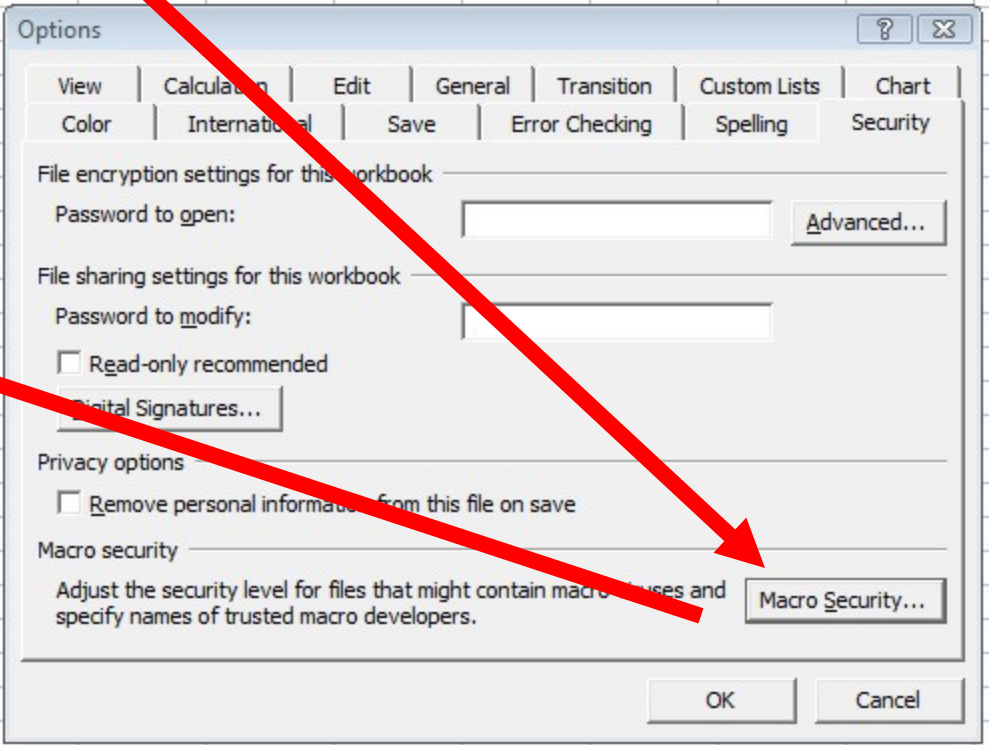
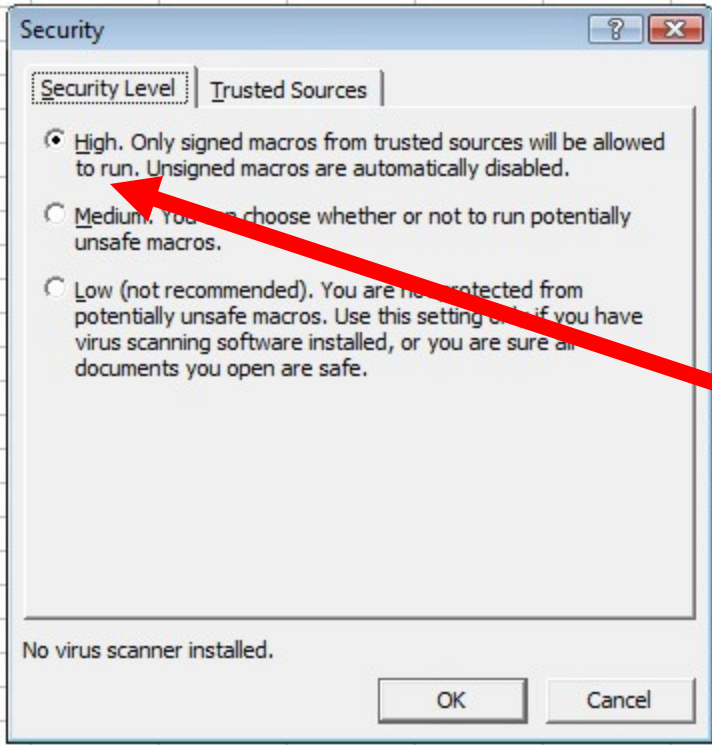
Macro Protection

- Switch on macro protection in Microsoft Office. There are certain kinds of virus spreading using Microsoft words and excel. So turn on the macro protection means activate the inner protection from Office application.





Macro Protection



Install a good antivirus

- There are many free antivirus available , they provide quite good protection.
- [Click here to download our recommended antivirus software.](#)



Free trial Antivirus

- If you have a free trial antivirus program that comes with your new PC, please make sure it is still active and working. Usually this kind of free trial software can only last for 30 to 60 days. Please make sure you get another new program or pay the subscription once the free trial period is over.

One Pc -----one antivirus

- Always remember to use 1 antivirus program in 1 PC. Many people think that they can have more protection to install more protection programs in their PC. This is a myth. Remember to uninstall one antivirus program before you install another.


Set up Automatic Scans



- Many of the top anti virus programs, as well as the best anti-spyware programs, now have settings that will let them automatically run during down times or in the middle of the night. Of course, your computer must be on for this to happen, but having daily scans run when nothing else is going on is a great way to prevent even the latest computer viruses from sticking around too long.

Stay Away From Cracked Software

- It is so easy that you can download illegal, cracked versions of some programs online. As tempting as it may be, these files are almost always infested with advanced and difficult to detect bugs. Play it safe and get your software from the original source.



Gifts for free



- Nothing is free in computer world. There are heaps of websites on the internet which are offering you gifts for free. You may suddenly see a pop-up advertisement offering you free designer shades and the like. Keep off from such websites. Also, websites that have sexual references or offer free screensavers are a strict no-no. If you go near these websites, you're bound to invite a virus attack .

Inserting USB drive



- Many flash drive owners complain that their devices get infected with a virus easily. A flash drive virus works by writing itself onto your flash drive. If you could somehow temporarily disable the writing permissions on your drive, your flash drive would be more secure. At the same time, you will be unable to accidentally delete or modify the flash drive's contents.
- In order to achieve this, you can use a utility called “**USB Write Protect**” which disables writing or modifying on your flash drive.

Enable Firewall

- A firewall is a program that screens incoming Internet and network traffic. Along with your virus program, it can help prevent unauthorized access to your computer.

[Click here to know more about windows firewall.](#)



Last but not least

- Last but not least, always install and use paid professional security software. Some people think that a free antivirus is strong enough to protect their PC. But the fact is it can't. Free antivirus only provides basic protection which is not enough. Keep in mind that paid solutions are better than free ones.
- [Click here to see details of our recommended paid security package](#)











avast! Internet Security

FOR UP TO 3 PCs

SAVE \$10	\$59.95 \$49.95 1-year protection	 Buy Now
OR		
SAVE \$55	\$114.95 \$59.95 2-year protection	 Buy Now

[Add computers or years](#) **100% Money-back Guarantee**

-  Continuous protection against viruses and spyware
-  Ensures all mails sent and received are clean
-  Keeps you protected from "chat" infections
-  Stops attacks from hijacked websites
-  Lets you safely browse suspicious websites or run unknown applications
-  Blocks hacker attacks, to protect your identity
-  Keeps your mailbox free from spam
-  Allows safe and uninterrupted gaming
-  Compatible with Windows XP, Vista and 7
-  **NEW PRODUCT**

Shared by a member of NidoKidoS Group

[Subscribe by email](#) | [Visit website](#) | [Join our Forum](#)

*Nidokidos is just sharing this file.

all rights are reserved by the respective authors of this presentation.